




Version 1.0

30mm Double Sided



LED Light BOX



For More Information
Toll Free: 1 (888) 580-6366
Or Visit www.GLLS.com/contact-us/

www.GLLS.com

www.ledlightbox.com

30mm Double Sided Light Box

1-3/16"(30mm) Thickness

Output

LED Light	Samsung High CRI
Light Engine Type	Samsung LED Light Engine
Power Consumption	4.0 Watts per ft (12 Watts per meter)
LED Configuration	One (1) edge or two (2) edges
LED Intervals	0.65in (16.66mm)

Electrical

Input Voltage	DC 12 Volt or DC 24 Volt
Power Cord Size	20 AWG, 2 Conductors
Power Cord Length	Standard 5ft (150cm) Optional 10ft (300cm)
Power Supply	UL Class 2 or LPS DC 12 Volt: Max 5 Amp / 60 Watt DC 24 Volt: Max 4.1 Amp / 98.4 Watt or CE approved
Barrel Connector	2.1mm Male connector on power supply 5.5mm Female connector on LED Light Panel

Features

Color	2400K-9000K, Dynamic White, RGB
Frame / Frame Color	Anodized Aluminum Snap Frame Silver, Black or White
Frame Width	1.18in (30mm)
Safety Design	Plastic corner pieces for protection
Dimming	By external dimmer (Optional)
Light Guide Panel	0.2in (5mm) Acrylic with V cut

Physical

Thickness	1-3/16"(30mm) Double-sided
Operating	Temperature -22°F (-30°C) ~ 104°F (+40°C)
Environment	Suitable for indoor and dry locations
Minimum Size	24in x 24in (60.96cm x 60.96cm)
Maximum Size	48in x 96in (121.92cm x 243.84cm)
Weight	4.2lbs / sq ft (16.5Kg / sq meter)
Mounting	Suspending by wires or rods

Dependability

Lumen Maintenance	(L70) 50,000hrs
Warranty	5 Years Limited Warranty

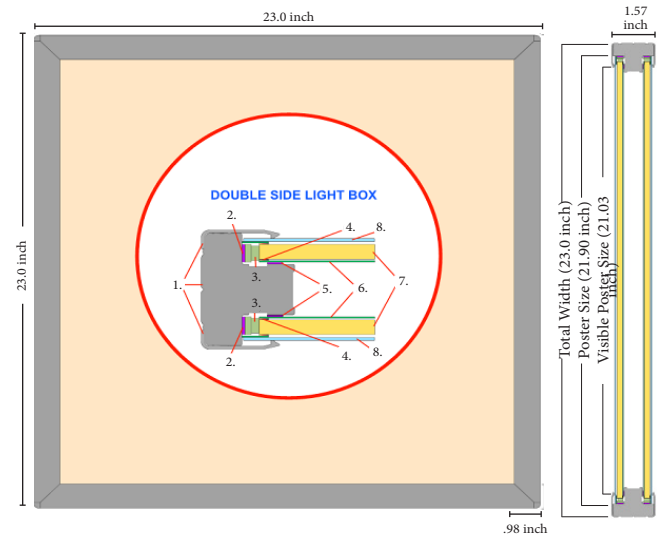
Safety

Certification	UL Listed (E344011) CE approved
---------------	------------------------------------

Brightness

Dimension (in)	Dimension (mm)	LED	Surface Brightness (Lux)	Power Consumption (W)
24 x 24	609 x 609	2 long sides	3,300	26.4
24 x 36	609 x 914	2 long sides	3,300	38.8
36 x 48	914 x 1219	2 long sides	2,800	57.6
36 x 72	914 x 1828	2 long sides	2,300	76.6
48 x 96	1219 x 2438	2 long sides	1,800	98.0

Double Sided Construction Diagram



1. LED Light Box Frame & Heat Sink
2. 3M Thermal Tape
3. Samsung LED Light Engine
4. 3M Construction Adhesive Tape
5. 3M Construction Adhesive Tape
6. Reflector sheet (Polyester film)
7. Acrylic Plate LED Light Guide (PMMA)
8. Acrylic Plate LED Light Guide (PMMA)



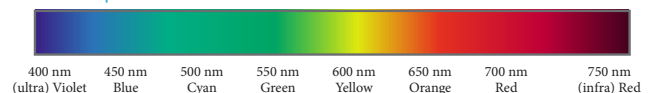
White Color Temperatures Available

2400K	2700K	3200K	3700K	4200K	4700K	5300K	6500K	7500K	9000K
-------	-------	-------	-------	-------	-------	-------	-------	-------	-------

Dynamic White

2100K	6500K
-------	-------


RGB Spectrum




Design Features

Frame Colors Available

Anodized Silver



White



Black



Double Sided Snap Frame

Silver Double Snap Frame



Black Double Snap Frame



Commercial Hanging System



Gallery Samples

